

MESH PEDESTRIAN GATES

SPECIFICATION



PRODUCT INFO

The Mesh Pedestrian Gates combine visibility and security for construction and event sites.

Built from anti-climb galvanised mesh, these gates allow full visibility through the boundary while preventing unauthorised access. Available in standard or framed formats, they deliver a durable, long-lasting pedestrian access solution that integrates perfectly with mesh fencing systems. Minimum order quantities apply.

KEY FEATURES

- Anti-climb mesh design prevents climbing or intrusion
- Simple coupler hinges and sliding latch system
- Built for long-term redeployment
- Fully lockable with standard padlocks (not included)



Caster Wheel



Gate Slide Lock

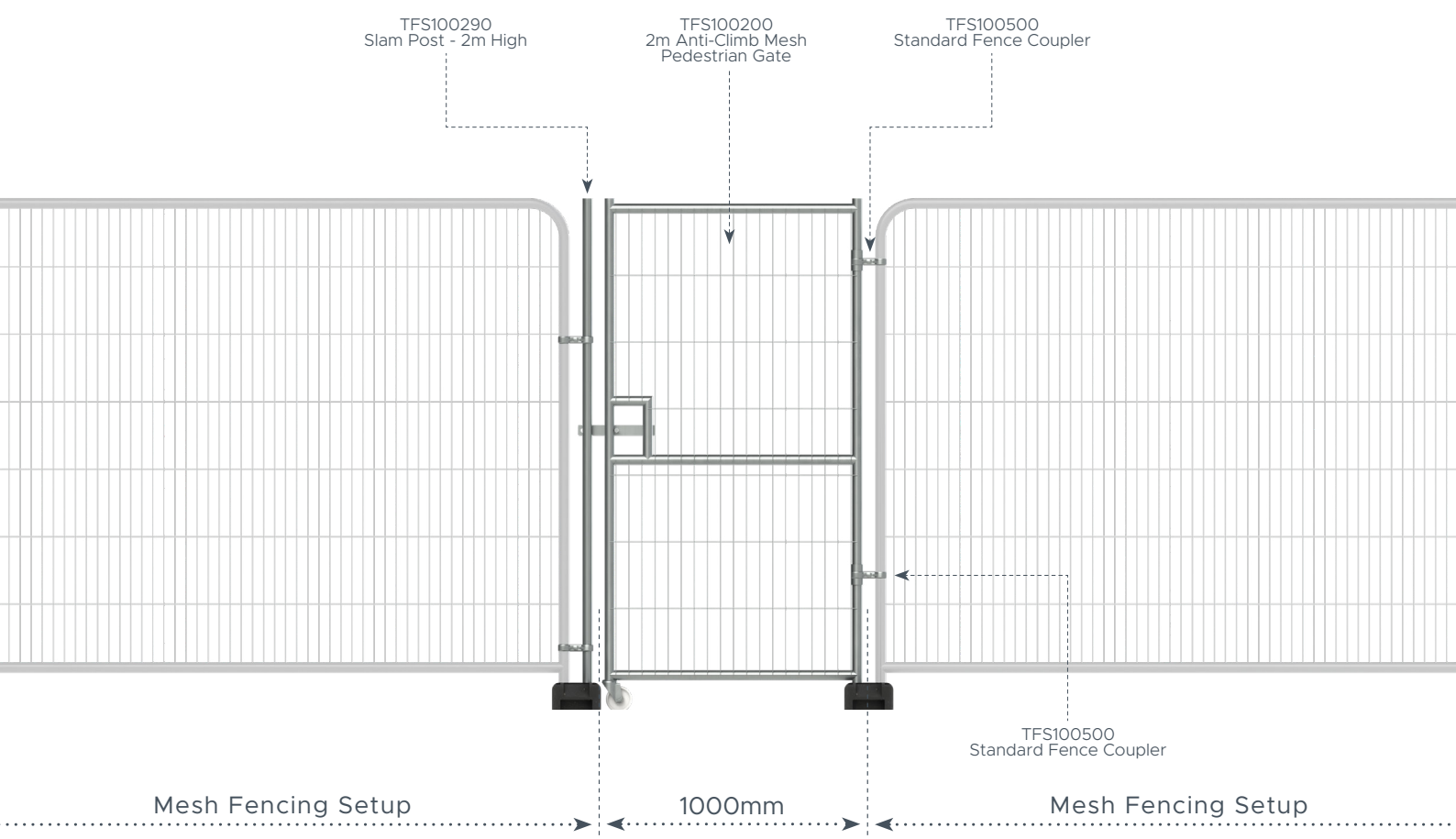
SPECIFICATIONS

Product ID	TFS100200
Colour	Unpainted
Height (mm)	2000
Depth (mm)	40
Width (mm)	1000
Weight (kg)	10

MESH PEDESTRIAN GATES

SPECIFICATION

2M ANTI-CLIMB PEDESTRIAN GATES




MESH PEDESTRIAN GATES

SPECIFICATION

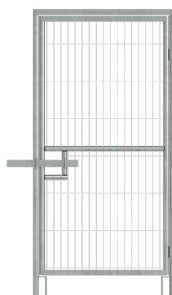


2M ANTI-CLIMB MESH PEDESTRIAN GATE




Product ID	TFS100200
Height (mm)	2000
Depth (mm)	40
Width (mm)	1000
Weight (kg)	10

2M ANTI-CLIMB MESH PEDESTRIAN GATE FRAMED



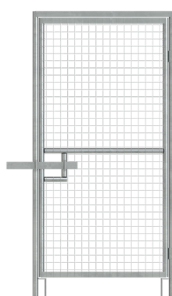
Product ID	TFS100210
Height (mm)	2000
Depth (mm)	40
Width (mm)	1000
Weight (kg)	16

2M 2in MESH PEDESTRIAN GATE



Product ID	TFS100250
Height (mm)	2000
Depth (mm)	40
Width (mm)	1000
Weight (kg)	11

2M 2in MESH PEDESTRIAN GATE FRAMED



Product ID	TFS100260
Height (mm)	2000
Depth (mm)	40
Width (mm)	1000
Weight (kg)	16

MESH PEDESTRIAN GATES

SPECIFICATION



STANDARD FENCE COUPLER



Product ID	TFS100500
Length (mm)	136
Width (mm)	78
Height (mm)	26
Weight (kg)	0.21

2M SLAM POST



Product ID	TFS100290
Height (mm)	2000
Depth (mm)	40
Width (mm)	40
Weight (kg)	2

2.4M SLAM POST



Product ID	TFS100295
Height (mm)	2400
Depth (mm)	40
Width (mm)	40
Weight (kg)	2